

Green Labyrinth Study Programme Prospectus



Green
LABYRINTH

part of



GRŴP COLEGAU
NPTC
GROUP OF COLLEGES

Content Page

Welcome to Green Labyrinth	Page 1
Study Programme Courses: Maths	Page 2
Study Programme Courses: English	Page 3
Study Programme Courses: Arts	Page 4
Study Programme Courses: Beauty	Page 5
Study Programme Courses: Health, Social Care and Early Years	Page 6
Study Programme Courses: Carousel	Page 7
Study Programme Courses: SEN ASDAN	Page 8
Enrichments Programme	Page 9
Additional Learning Support	Page 10
Pastoral Support	Page 11
Find Us	Page 12
Contact Us	Page 12

Disclaimer

Every effort has been made to ensure that all information is accurate at the time of going to print (Sept 2022). The College accepts no responsibility for omissions or errors and reserves the right to make changes or cancellations to courses, their content and delivery locations. We cannot accept any liability arising out of any changes or cancellations.



Green
LABYRINTH

Welcome To Green Labyrinth Study Programme



Green Labyrinth offer educational programmes that promote personalised learning, work experience and progression, all while supporting a young person's wellbeing.

Classes are small to ensure learner progress, with experienced staff. There is a great emphasis on pastoral support, with all learners being assigned a learning mentor to support them with any barriers that may prevent learning.

Our ethos is one of respect, progress and non-judgement. We are here to help and support and we will do all we can to support each and every learner to progress to the next step of their education journey.

Our vision, for each learners' time with us, is for learners to develop the personal, social and employability skills they need to progress to education, training and/or employment. Achieving their own individual goals.

This prospectus will provide you with all the information you need to know about Green Labyrinth Study Programme courses, our team, what we do and how we can support our learners

You will receive a thorough induction when you start with us. This will include; what to expect as a Green Labyrinth learner, signing the learner agreement and understanding the Safeguarding, Attendance, Behaviour, Fire Safety, Data Protection and Information and Guidance (IAG) Policies.


If you require further information, our contact details are:

Green Labyrinth
1 Milton Road
Swindon
Wiltshire
SN1 5JE

Telephone: 01793 236245
Email: SPReferrals@greenlabyrinth.co.uk
Website: <https://greenlabyrinth.co.uk/>



Study Programme Courses: Maths



Level: Entry 3 – GCSE

Lessons per week – up to 3 depending on your level

Class size – 8-10 learners

WHAT WILL I STUDY?

Maths is diverse, engaging and essential in equipping students with the right skills to reach their future destination. The Maths GCSE foundation course at Green Labyrinth is through AQA who designs qualifications and support to enable students to engage with, explore and succeed in maths. By putting students first, our aim is to support them to shape what success in maths looks like for every student. The question papers are designed with students in mind to give the best possible opportunity to demonstrate their knowledge and understanding of maths, to ensure they achieve the results they deserve.

Subject content for the course:

- Number
- Algebra
- Ratio, proportion and rates of change
- Geometry and measures
- Probability
- Statistics

As well as GCSE, there is also the option to study Functional Skills Maths at Entry Level, Level 1 and Level 2.

HOW AM I ASSESSED?

To get your qualification you will need to sit an exam.

You can choose to take Functional Skills exams when you and your teacher feel you are ready.

For GCSE, you will need to sit 3 papers. Paper 1: Non-Calculator, Paper 2: Calculator and Paper 3: Calculator.

WHAT COULD THIS LEAD TO?

Higher level qualifications; many of our learners compete two Functional Skills levels in one year.

Maths is essential for many college courses, apprenticeships and employment.

Maths link to Numeracy skills in the workplace and which are very important skills to become work ready.

Study Programme Courses: English



Level: Entry 3 - GCSE

Lessons per week - Up to 3 depending on your level

Class size - 8-10 learners

WHAT WILL I STUDY?

The GCSE English Language specification will enable students of all abilities to develop the skills they need to read, understand and analyse a wide range of different texts covering the 19th, 20th and 21st century time periods. As well as to write clearly, coherently and accurately using a range of vocabulary and sentence structures.

As well as GCSE, there is also the option to study Functional Skills English at Entry level 3 upto Levels 1 and 2. Functional Skills looks at Reading and Writing as well as Speaking and Listening.

HOW AM I ASSESSED?

The specification offers the attraction of two equally-balanced papers, relating reading sources to the topic and theme of writing tasks. The reading sources act as stimulus for writing tasks, providing students with a clear route through each paper.


There is the Spoken Language endorsement which will be reported on as part of the qualification, but it will not form part of the final mark and grade.

You can choose to take Functional Skills exams when you and your teacher feel you are ready. For GCSE you will need to sit 2 papers.

WHAT COULD THIS LEAD TO?

It offers excellent preparation for AS and A-level English. As well as equipping students with essential life-skills to support progression to future employment and/or training and education.

Study Programme Courses: Arts



Level: Level 1

Lessons per week - 9

Class size - 8-10 learners

WHAT WILL I STUDY?

We learn about artists, art skills and techniques including the elements of art and colour theory.

We experiment with paint, pastels, pen, ink and collage to develop art skills and techniques.

Learners then work on planning and creating their own 2D art image. Learners then work together to plan an Arts event of their choice, developing their confidence to work with others, communication and team skills.

Learners also work on a plan for their progression, thinking about their career interests and goals. We also learn about rights and responsibilities in the workplace and how to search and apply for a job.


HOW AM I ASSESSED?

Learners are assessed through their class work, folder work, sketch book and practical controlled assessments. All assessments happen in college.

WHAT COULD THIS LEAD TO?

Further education, for example a level 2 Arts related course at New College, employment or an apprenticeship.

Study Programme Courses: Beauty



Level: Level 1

Lessons per week - 6

Class size - 8-10 learners

Weekly sessions at Beauty School

WHAT WILL I STUDY?

Learners will cover a CORE subject or A2 DEVELOPING A PERSONAL PROGRESSION PLAN-this covers shorts and long-term goal. Progression opportunities. Identifying own skills and behaviours' auditing own skills and behaviours. Creating a progression plan and identifying transferable skills.

Students will study 2 main topics
HSC8-Advising others about healthy lifestyle-
Factors that affect health-How Healthy are you-
Staying Healthy-Independent and group
research-Planning an information sharing event
on healthy lifestyles.

Designing a product-This is contextualised to individual areas of work for example a beauty product.

HOW AM I ASSESSED?

Learning creates a portfolio of work which is assessed. Some units WORKSKILLS and CORE have workbooks which have additional evidence.

Main Units have a controlled assessment over a period that is completed independantly.These can be retaken if not passed.

WHAT COULD THIS LEAD TO?

BTEC Level 1 in Vocational Skills
There is an opportunity for Pass, Merit or Distinction in all areas of assessment.

We can help to support learners in an Apprenticeship, Work or Higher Education.

Study Programme Courses: Health and Social Care



Level: Level 1

Lessons per week - 6

Class size - 8-10 learners

WHAT WILL I STUDY?

Skills-based qualifications designed to help learners develop the personal and social skills needed to help them to progress to independent living, future employment in Health and Social Care or Early Years or further vocational study.

To include:

- Work experience
- Underpinning knowledge
- Guest speakers

HOW AM I ASSESSED?

You will be assessed by Coursework and assessments.

WHAT COULD THIS LEAD TO?

Progression routes are

- Level 2 HSC
- Level 2 Early Years
- Apprenticeship Level 2

Study Programme Courses: Carousel



Level: Level 1

Lessons per week - 6

Class size - 8-10 learners

WHAT WILL I STUDY?

Vocational - Learners will cover a CORE subject or A2 DEVELOPING A PERSONAL PROGRESSION PLAN-this covers shorts and long-term goal. Progression opportunities. Identifying own skills and behaviours' auditing own skills and behaviours. Creating a progression plan and identifying transferable skills.

Students will study 2 main topics

HSC8-Advising others about healthy lifestyle-

Factors that affect health-How Healthy are you-

Staying Healthy-Independent and group

research-Planning an information sharing event on healthy lifestyles.

Designing a product-This is contextualized to individual areas of work for example a gaming device.

Workskills -Contributing to the work of a TEAM

-Searching and applying for jobs

-Rights and responsibilities in the workplace

HOW AM I ASSESSED?

Vocational - Learning creates a portfolio of work which is assessed. Some units WORKSKILLS and CORE have workbooks which have additional evidence. Main Units have a controlled assessment over a period that is completed independantly.These can be retaken if not passed.

WorkSkills - Learning creates a portfolio of work which is assessed. Some units WORKSKILLS and CORE have workbooks which have additional evidence. Main Units have a controlled assessment over a period that is completed independantly.These can be retaken if not passed.

WHAT COULD THIS LEAD TO?

BTEC Level 1 in Vocational Skills.

BTEC Level 1 in Workskills.

There is an opportunity for Pass, Merit or Distinction in all areas of assessment.

We can help to support learners in an Apprenticeship, Work or Higher Education.

Study Programme Courses: SEN ASDAN

LIFE SKILLS

Level: Level 1 ASDAN Progression Certificate

Lessons per week - 6

Class size - 8-10 learners

HOW AM I ASSESSED?

You will be assessed by coursework.

WHAT WILL I STUDY?

The Personal and Social Development (PSD) qualifications offer imaginative ways of supporting young people in:

- becoming confident individuals who are physically, emotionally and socially healthy
- being responsible citizens who make a positive contribution to society and embrace change
- managing risk together with their own wellbeing

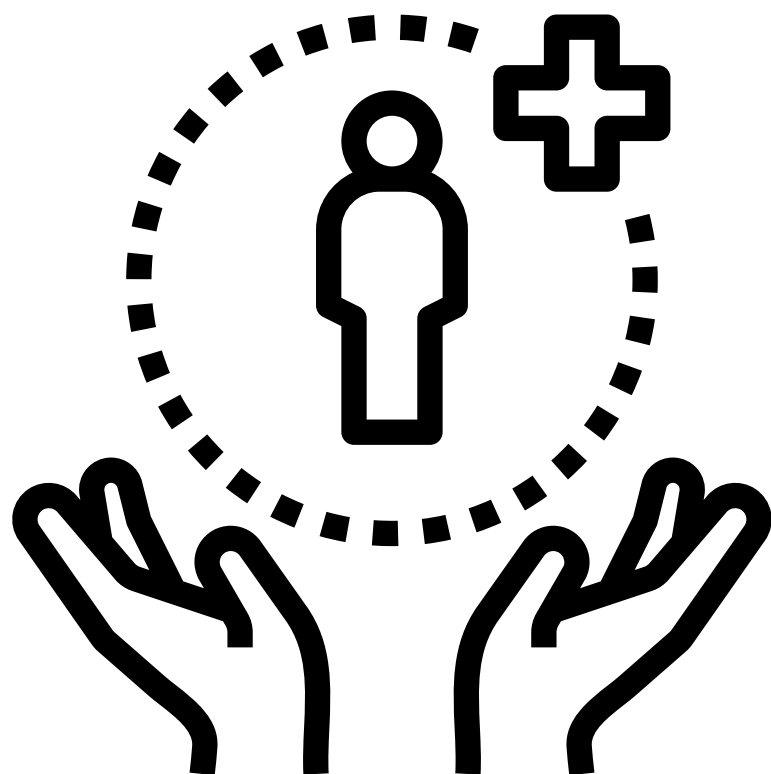
as well as introducing them to new activities and personal challenges.

WHAT COULD THIS LEAD TO?

Progression routes are:

- Level 1 or 2 vocational qualification
- Employment/ Volunteering

Enrichments Programme



WHAT IS ENRICHMENT?

Enrichment is an additional study programme at Green Labyrinth. It is a great opportunity to learn new skills, make new friends and achieve projects as a team.


Green Labyrinth aim to provide an enrichment programme which supports student development in a variety of ways. Our enrichment programme aims to prepare students for progression, citizenship, and employment and to support their wellbeing and develop their skills.

At the end of each term, learners will choose 2 activities to attend for the following term.

WHAT ENRICHMENTS DO WE OFFER?

- Travel training
- Qualification in Fire Safety and Marshall
- Food Hygiene
- First Aid
- IT Skills (Touch typing and MS Office)
- Mindfulness
- Colouring for Calm
- Student Union
- Adventure and Residential
- Textiles
- Citizenship and Sociology
- Foodwise and healthy eating

Additional Learning Support



ADDITIONAL LEARNING SUPPORT (ALS) AT GREEN LABYRINTH

At Green Labyrinth Study Programme, many of our cohort have a barrier to learning, which makes additional learning support a big part of our learner journey.

HOW WE CAN SUPPORT

As part of the induction, you will have a 121 meeting with a member of our ALS team. In this meeting, we will collate all the relevant information from you about previous support you may have received during your education journey and how we can support you going forward.

Every staff member at Green Labyrinth Study Programme has had training to understand learners' needs. With small class sizes, in-class support and behaviour interventions, we can offer a high standard of both academic and emotional support for you.

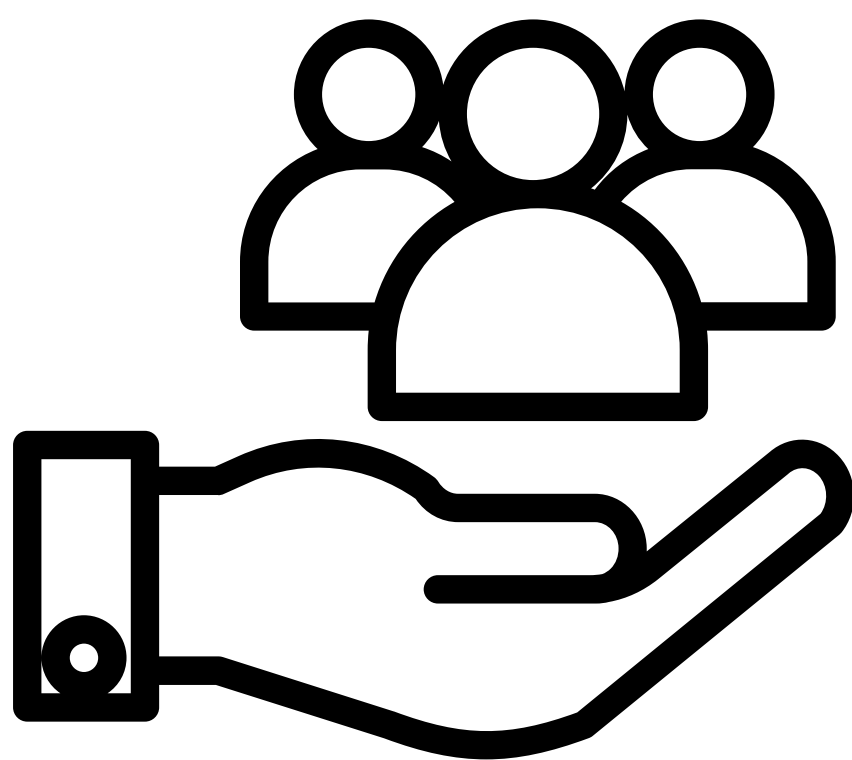
Many of our learners are also eligible for additional support during exams to give you the best chance of obtaining your qualifications.

Green Labyrinth have designated staff to monitor the outcomes of learners with Educational Health Care Plans (EHCP's) and Children Looked After (CLAs)

We believe it is important to liaise regularly with parents, carers and professionals working with our young people to promote a multi-agency approach.

Your progress will be continually monitored and discussed within our team to make sure any support requirements are addressed and you continue to progress.

Pastoral Support



PASTORAL SUPPORT AT GREEN LABYRINTH

At Green Labyrinth we understand the importance of providing strong and structured pastoral care for all learners.

We do this by monitoring and teaching with specialised staff who are trained in different learning needs and safeguarding young people.

We have strict policies and procedures for Safeguarding, Behaviour, Anti-Bullying and PREVENT to make sure all our learners feel safe, which helps us promote a secure learning environment within our centre.

Pastoral support is available to learners in the forms of mentor meetings, bursaries, tutorials, positive reinforcement and counselling.

MENTOR MEETINGS

Each learner is assigned a learning mentor when they start at Green Labyrinth, The learning mentor acts as a key person for that learner.

Mentors generally meet with their learners every 3-4 weeks but are available ad-hoc for learners to discuss any issues and barriers to learning.

BURSARIES

At Green Labyrinth Study Programme, we offer three types of bursaries.

-**Discretionary** in the form of a weekly bus pass during term time.

-**Vulnerable** in the form of educational funding, this could be for equipment or further courses.

-**Free Lunches** to have at college.

During induction we will advise you of the criteria and evidence needed to apply for a bursary. You will need to be enrolled at Green Labyrinth for 6 weeks before a bursary can be given.

TUTORIALS

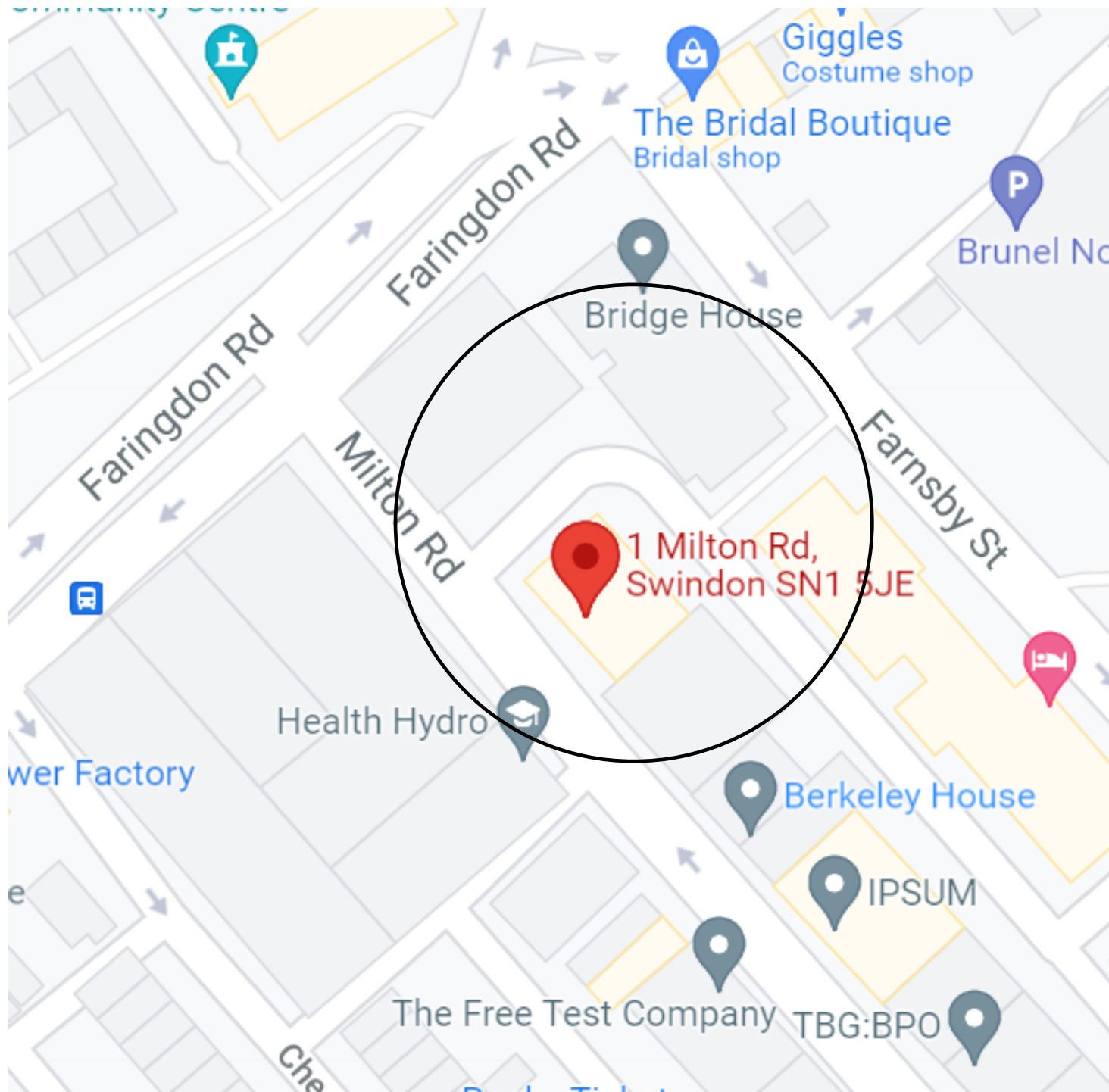
Tutorials are an important part of the Green Labyrinth curriculum. They are taught weekly and focus on issues affecting our young people. Subjects range from healthy relationships, sexual health, hygiene, British Values and mental health.

COUNSELLING SERVICE

Although we liaise and refer to CAMHS, we offer therapeutic 121s with our trained on-site counsellor if we feel a learner would benefit in the short term.

Find and Contact Us

FIND US



Arriving by car: We have limited spaces to the back of the building. The closest car park is the Brunel Shopping Centre Carpark or Bristol Street car park.

Arriving by push bike: We have plenty of bike racks at the front of the building. These are to be left at the owners own risk.

Arriving by train: This is a 10-minute walk from the Swindon Train Station.

Arriving by bus: This is a 7-minute walk from the Swindon Bus Station.

CONTACT US

Postal Address:

Green Labyrinth
1 Milton Road
Swindon
Wiltshire
SN1 5JE

Telephone: 01793 236245

Email: spadmin@greenlabyrinth.co.uk

Website: www.greenlabyrinth.co.uk

